







 *Archie's Recycling* 

MATERIAL	WHAT TO RECYCLE	HOW TO RECYCLE
 <p style="text-align: center;"><b>CARDBOARD &amp; BROWN PAPER</b></p>	<ul style="list-style-type: none"> <li>-Corrugated Cardboard</li> <li>-Brown Paper</li> <li>-Cereal box &amp; beer box type of materials</li> </ul>	<ul style="list-style-type: none"> <li>-Make sure to flatten your cardboard and keep it clean and dry</li> <li>-No food contaminated products</li> </ul>
 <p style="text-align: center;"><b>NEWSPAPER, MAGAZINES &amp; WHITE PAPER</b></p>	<ul style="list-style-type: none"> <li>-Newspapers</li> <li>-Magazines</li> <li>-Catalogs</li> <li>-White Paper</li> </ul>	<ul style="list-style-type: none"> <li>-Make sure the paper is clean &amp; dry</li> <li>-No food contaminated products</li> <li>-Do not tie with string</li> <li>-Do not wrap with tape</li> </ul>
 <p style="text-align: center;"><b>NATURAL PLASTIC &amp; COLORED PLASTIC</b></p> 	<ul style="list-style-type: none"> <li>-Any #2 (HDPE) Plastic</li> <li>-Milk Jugs</li> <li>-Laundry Detergent Bottles</li> <li>-Bleach Bottles</li> </ul>	<ul style="list-style-type: none"> <li>-Separate the Natural Plastic from the Colored Plastic</li> <li>-Remove all caps and rings</li> <li>-Rinse Bottles Clean</li> <li>-Only #2 (HDPE) plastic</li> <li><b>-NO PLASTIC BAGS</b></li> </ul>
 <p style="text-align: center;"><b>TIN CANS &amp; ALUMINUM</b></p>	<ul style="list-style-type: none"> <li>-Aluminum cans</li> <li>-Aluminum foil</li> <li>-Tin cans</li> <li>-Most any clean metal products</li> </ul>	<ul style="list-style-type: none"> <li>-Please clean the containers</li> </ul>
 <p style="text-align: center;"><b>GLASS</b></p>	<ul style="list-style-type: none"> <li>-Clear bottles and jars</li> <li>-Brown bottles and jars</li> <li>-Green bottles and jars</li> </ul>	<ul style="list-style-type: none"> <li>-Please clean the containers</li> <li>-Removed all plastic caps and rings</li> </ul>